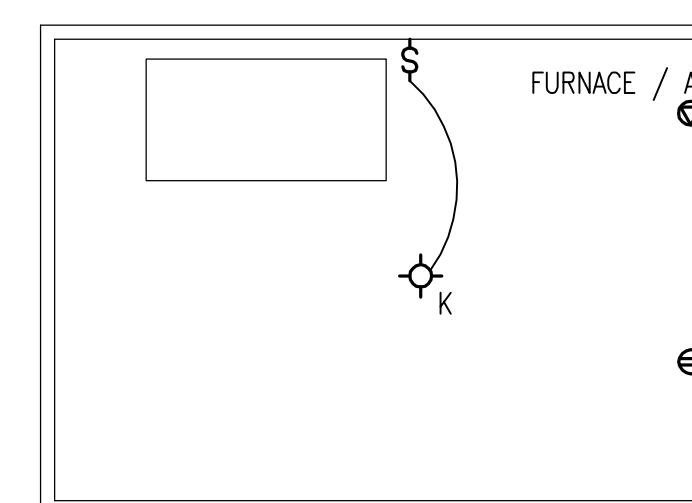
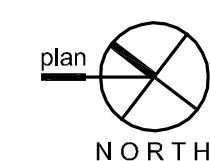


1 SECOND FLOOR ELECTRICAL PLAN  
E3 SCALE: 1/4"=1'-0"



2 ATTIC ELECTRICAL PLAN  
E3 SCALE: 1/4"=1'-0"

**LIGHT FIXTURE SCHEDULE**

- A CEILING RECESSED DOWNLIGHT
- B WALL MOUNTED STRIP FIXTURE
- C SURFACE MOUNTED CEILING FIXTURE
- D PENDANT MOUNTED DOWNLIGHT
- E CEILING RECESSED SPOT LIGHT
- F PENDANT MOUNTED CHANDELIER
- G WALL MOUNTED SCONCE
- H CEILING MOUNTED FIXTURE AT GARAGE
- I WALL MOUNTED EXTERIOR FIXTURE
- J LINEAR UNDERCABINET FIXTURE
- K CEILING MOUNTED UTILITY LIGHT
- L WALL MOUNTED UTILITY LIGHT
- M EXTERIOR CEILING RECESSED DOWNLIGHT
- N LINEAR SHELVING LIGHTING
- O RECESSED SHOWER LIGHT

**SYMBOLS LEGEND**

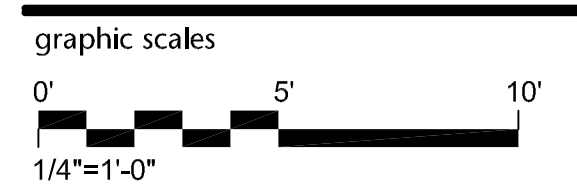
- ⊕ DUPLEX ELECTRIC OUTLET
- GFI ⊕ GROUND FAULT CIRCUIT INTERRUPT OUTLET
- ⊕ SWITCHED OUTLET
- ⊕ QUAD ELECTRIC OUTLET
- WP ⊕ WATERPROOF ELECTRIC OUTLET
- ⊕ SPECIAL ELECTRIC CONNECTION OR APPLIANCE
- ⊕ FLOOR RECESSED DUPLEX ELECTRIC OUTLET
- S SWITCH
- SS DIMMER SWITCH
- ◇ DOOR JAMB SWITCH
- ⊕ LIGHT FIXTURE
- ⊕ WALL WASHER LIGHT
- STRIP LIGHT (UNDERCABINET, COVE)
- ⊕ CEILING FAN
- ⊕ SMOKE & CARBON MONOXIDE DETECTOR
- ⊕ EXHASUT FAN WITH DUCT TO EXTERIOR

Residence

6834 Churchill Road  
McLean, Virginia 22101

NOVITSKE ARCHITECTS

201 North Fairfax Street • Suite 33  
Alexandria VA 22314  
703 535 7899 • 703 535 8840 fax



project: 24711  
phase: Permit  
date: 16 January 2018  
revisions:

Second Floor Electrical Plan

**E3**