



















SYMBOLS AND ABBREVIATIONS

	SAN	SANITARY OR WASTE PIPE
	V	VENT
	CW	COLD WATER
	HW	HOT WATER
		RISER DOWN
		RISER UP (ELBOW)
		UNION
		RISE OR DROP
		BRANCH-TOP CONNECTION
		BRANCH-BOTTOM CONNECTION
	SA	SHOCK ABSORBER
		BALL VALVE
	TP	TRAP PRIMER
		GATE VALVE
	FCO	FLOOR CLEANOUT
	GCO	GRADE CLEANOUT
		SOIL STACK RISER NUMBER
		WATER RISER NUMBER
AFF	ABOVE FINISH FLOOR ACCESS PANEL	
AP	ACCESS PANEL	
CLG	CEILING CAST IRON	
C.I.	CAST IRON	
DN	DOWN DRAWING	
DWG	DRAWING	
EL	ELEVATION	
ETWH	ELECTRIC TANKLESS WATER HEATER	
FD	FLOOR DRAIN	
FFE	FINISHED FLOOR ELEVATION	
FLR	FLOOR	
FWD	FOOD WASTE DISPOSER	
INV.	INVERT	
SFU	SANITARY FIXTURE UNIT	
VTR	VENT THRU ROOF	
W/H	WALL HYDRANT FROST FREE	

PLUMBING GENERAL NOTES

1. ALL WATER AND VENT PIPING SHOWN ARE ABOVE THE CEILING OF THE FLOOR PLAN UNLESS OTHERWISE NOTED.
2. ALL SANITARY AND DRAIN PIPING 2 1/2" AND SMALLER SHALL BE SLOPED AT 1/4" PER FOOT, AND, 3" TO 6" SHALL BE 1/8" PER FOOT.
3. ALL VENT PIPING SHALL BE PITCHED FOR DRAINAGE.
4. ALL EQUIPMENT PHYSICAL DIMENSIONS SHOWN ON PLUMBING DRAWINGS ARE APPROXIMATE ONLY. CONTRACTOR SHALL BE RESPONSIBLE FOR FINAL EQUIPMENT DIMENSIONS IN ACCORDANCE WITH MANUFACTURER'S SHOP DRAWINGS AND COORDINATION WITH OTHER TRADES.
5. THE CONTRACTOR SHALL COORDINATE WITH ALL TRADES PRIOR TO INSTALLATION OF PLUMBING WORK.
6. THE CONTRACTOR SHALL PROVIDE AND COORDINATE ALL PLUMBING CONNECTIONS BETWEEN DEVICES AND EQUIPMENT IN ACCORDANCE WITH MANUFACTURER'S RECOMMENDATIONS.
7. ALL PIPING SHALL BE SUPPORTED IN SUCH MANNER AS TO ELIMINATE SWAY AND VIBRATION.

PLUMBING FIXTURE CONNECTION SCHEDULE

ITEM	DESCRIPTION	WASTE	VENT	WATER PIPE SIZE		REMARKS
				CW	HW	
WC-1	WATER CLOSET (ADA)	4"	2"	1/2"	-	FLOOR MOUNTED FLUSH TANK
L-1	LAVATORY (ADA) WALL MOUNTED	1 1/2"	1 1/2"	1/2"	1/2"	TRAP TO BE INSULATED
KS-1	KITCHEN SINK WITH GARBAGE DISPOSER	1 1/2"	1 1/2"	1/2"	1/2"	SINGLE BOWL STAINLESS STEEL
MS-1	MOP SINK	3"	2"	1/2"	1/2"	FLOOR MOUNTED
EWC-1	ELECTRIC WATER COOLER (ADA)	1 1/2"	1 1/2"	3/8"	-	BI-LEVEL WALL MOUNTED
S-1	SINK	1 1/2"	1 1/2"	1/2"	1/2"	SINGLE BOWL STAINLESS STEEL

KS-1, IN-SINK-ERATOR BAGDER 5, 1/2 MOTOR, 120V, 1 PH, 60 HZ. OR APPROVED EQUAL

GAS FIRED WATER HEATER SCHEDULE

ITEM	LOCATION	STORAGE CAPACITY (GALLONS)	MAX. BTUH INPUT (1000)	DIAMETER (INCHES)	HEIGHT (INCHES)	RECOVERY RATE GPM	BASIS OF DESIGN
GWH-1	STORAGE ROOM	40	40	20	61 3/4	43	A.O. SMITH MODEL GAHH-40 OR APPROVED EQUAL

PLUMBING EQUIPMENT SCHEDULE

ITEM	EQUIPMENT	MANUFACTURER	MODEL	DISCRIPTION	COLOR	REMARKS
WC-1	WATER CLOSET (ADA)	AMERICAN STANDARD	#2168.100 #3042.109 BOWL #4086.100 TANK	CADET 17"H1.6/PA ELONGATED TOILET FLOOR MOUNTED	WHITE	
L-1	LAVATORY (ADA)	AMERICAN STANDARD	#0356.015 WITH CONCEALED ARMS SUPPORT	LUCERNE WALL-HUNG	WHITE	
KS-1	SINGLE BOWL STAINLESS STEEL SINK	JUST	#SL-22145-A-GR	22"x14 1/2" O.D. 16"x11 1/2" ID 18 GAUGE	STAINLESS STEEL	
MS-1	MOP SINK 24"x24"x10"	FIAT	#MSBID2424 MOLDED STONE INTEGRAL DRAIN MOP SERVICE SINK	24"x24" FLOOR MTD WITH WALL HANGER & FAUCET WITH VACUUM BREAKER		
FWD-1	FOOD WASTE DISPOSER	IN-SINK-ERATOR	BAGER 5 OR APPROVED EQUAL	1/2HP MOTOR 120V, 60HZ		
EWC-1	ELECTRIC WATER COOLER (ADA)	ELKAY	MODEL LNTE82K	BI-LEVEL WALL MOUNTED	STAINLESS STEEL	
S-1	BAR / PREP SINK 15"x15"x6.125	ELKAY	ELKAY MODEL BCR151	TOP MOUNT	STAINLESS STEEL	

SHOCK ABSORBER SCHEDULE

P.D.I.	MIN. - MAX. FIXTURE UNIT CAP.	CONNECTION SIZE IN.
"A"	1 - 11	3/4"
"B"	12 - 32	1"
"C"	33 - 60	1"

LEASING OFFICE CLUB HOUSE

Walker Mill Apartments
1926 Rochelle Avenue
Forestville, Maryland 20747

FEDERAL CAPITAL PARTNERS

5425 Wisconsin Avenue • Suite 202
Chevy Chase MD 20815
240 395 2000

NOVITSKE ARCHITECTS

201 North Fairfax Street • Suite 33
Alexandria VA 22314
703 535 7899 • 703 535 8840 fax



14415 MARINE DRIVE, SILVER SPRING MD. 20905
TEL: (301) 989-9142 FAX: (301) 989-0830
E-MAIL: massoud@ncengineers.com

I CERTIFY THAT THESE DOCUMENTS WERE PREPARED BY OR APPROVED BY ME AND THAT I AM A DULY LICENSED PROFESSIONAL ENGINEER UNDER THE LAWS OF THE STATE OF MARYLAND.
LICENSE NUMBER: 16869,
EXPIRATION DATE: March 25, 2016

graphic scales

project: 21418
phase: Permit
date: 17 April 2015
revisions:

SYMBOLS, SCHEDULES &
GENERAL NOTES